

Aufputz-Montage
Pose en applique
Surface mounting

AP

Technical drawing of surface mounting (AP) showing dimensions and electrical connection details. Dimensions include: 13.5, 12, 3.5, 74.3, ~191.3, ~186.1, 70, 74.8, 0.5, ~30, ~120, and 10. A scale bar indicates 1 cm.

LOP/LED	A	B	LOP/LED	A	B
50..	35	7.25	100..	65	17.25
60..	35	12.25	120..	95	12.25
70..	55	7.5	130..	95	17.25
80..	55	12.25	140..	125	7.25
90..	65	12.25	150..	125	12.5

Technical drawing of recessed mounting (UP) showing dimensions and product features. Dimensions include: ~191.3, ~186.1, 8.7, 3.5, A, and B. A scale bar indicates 1 cm.

- LED 4000 K
- LED Optional 3000 K
- 117°
- alu
- IP 44

Unterputz-Montage
Pose en encastrément
Recessed mounting

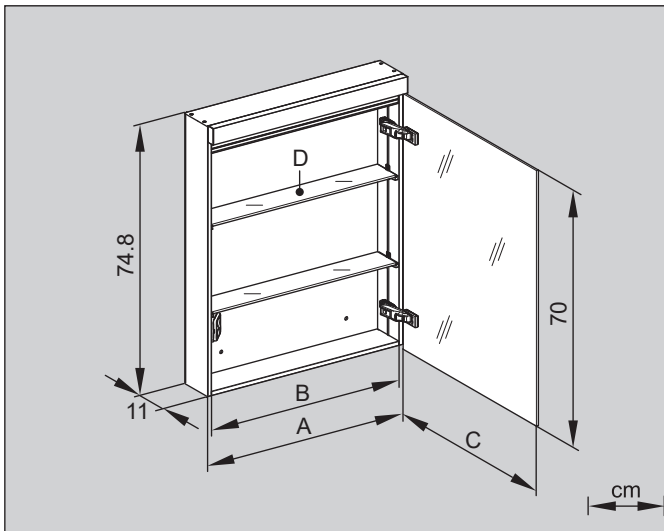
UP




Technical drawing of recessed mounting (UP) showing dimensions and electrical connection details. Dimensions include: 3.5, 74.3, ~191.3, ~30, ~120, and ≤ 8.0. A scale bar indicates 1 cm.

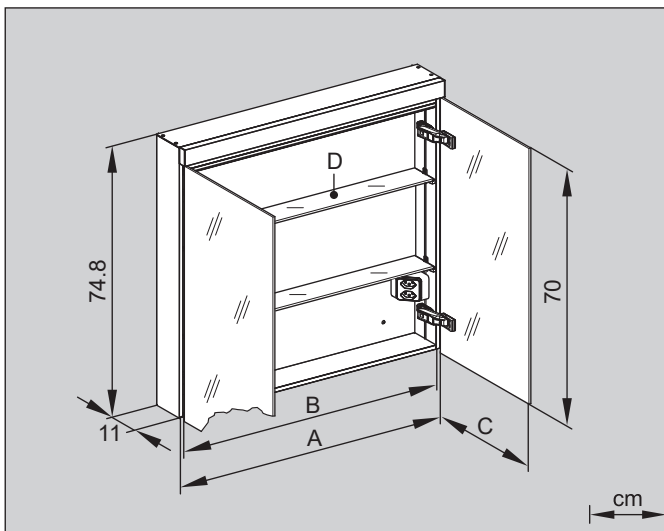
UP-Montage: Nischengröße X x Y und Befestigung Spiegelschrank sind bauseits zu bestimmen.
Montage encastré: la taille de la niche X x Y et la fixation de l'armoire-miroir doivent être déterminées par le client.
Flush mounting: the recess dimensions X by Y and the fixing system for the mirrored cabinet will need to be determined on site.


LOP/LED	A	LOP/LED	A
50..	49.5	100..	99.5
60..	59.5	120..	119.5
70..	69.5	130..	129.5
80..	79.5	140..	139.5
90..	89.5	150..	149.5

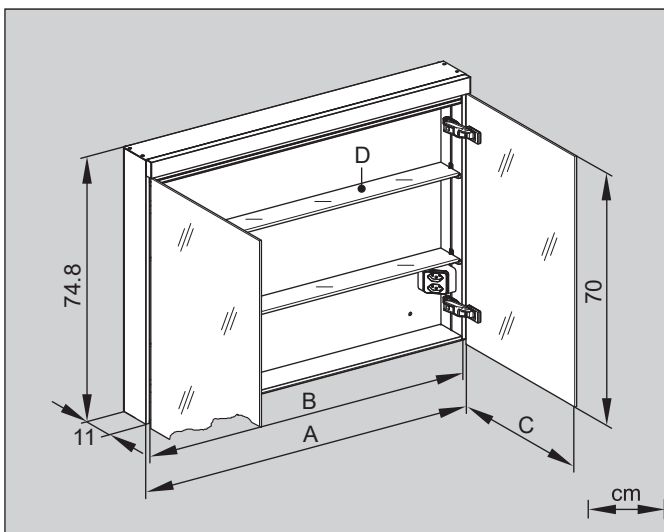
3D perspective drawing of the recessed mounting (UP) showing dimensions X, Y, and A. A scale bar indicates 1 cm.




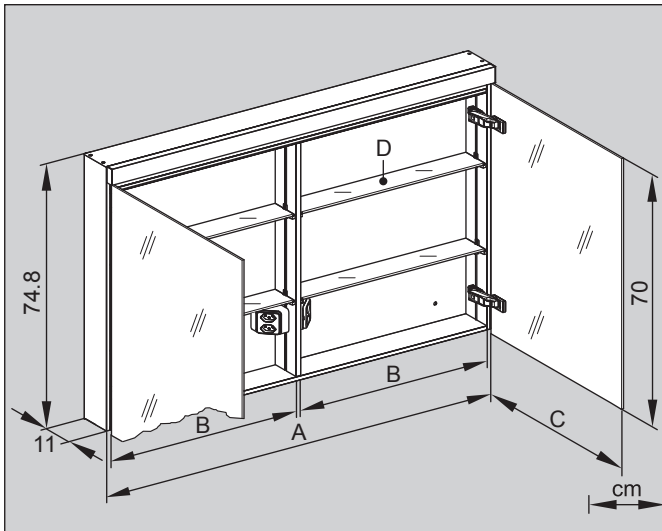
	172.051; 052	172.061; 062
	LOP 50/1/LED/L; /R	LOP 60/1/LED/L; /R
	2 x 10W/1260 lm	2 x 12W/1540 lm
A	49.5	59.5
B	47.1	57.1
C	50 (1x)	60 (1x)
D	8.4 x 46.4 (2x)	8.4 x 56.4 (2x)
		




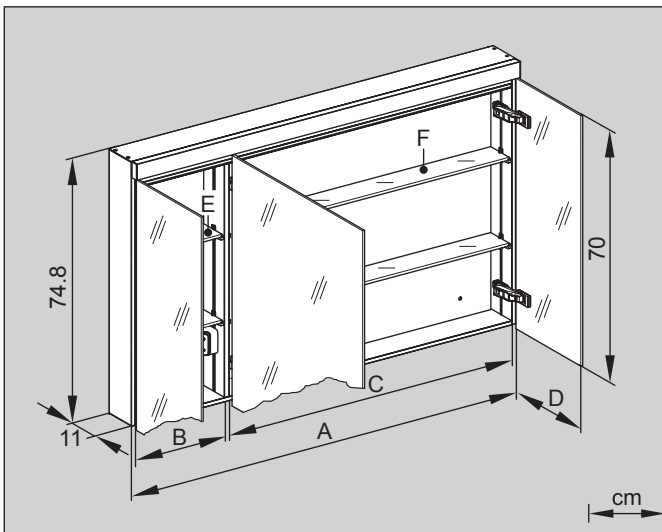
	172.063; 064	172.070	172.080
	LOP 60/2/LED/L; /R	LOP 70/2/LED	LOP 80/2/LED
	2 x 12W/1540 lm	2 x 14W/1820 lm	2 x 17W/2100 lm
A	59.5	69.5	79.5
B	57.1	67.1	77.1
C	30 (2x)	35 (2x)	40 (2x)
D	8.4 x 56.4 (2x)	8.4 x 66.4 (2x)	8.4 x 76.4 (2x)






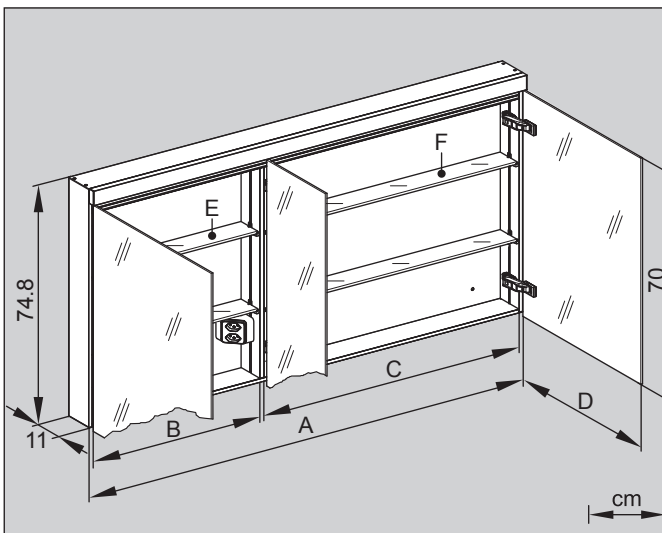
	172.090	172.100
	LOP 90/2/LED	LOP 100/2/LED
	2 x 19W/2380 lm	2 x 21W/2660 lm
A	89.5	99.5
B	87.1	97.1
C	45 (2x)	50 (2x)
D	8.4 x 86.4 (2x)	8.4 x 96.4 (2x)





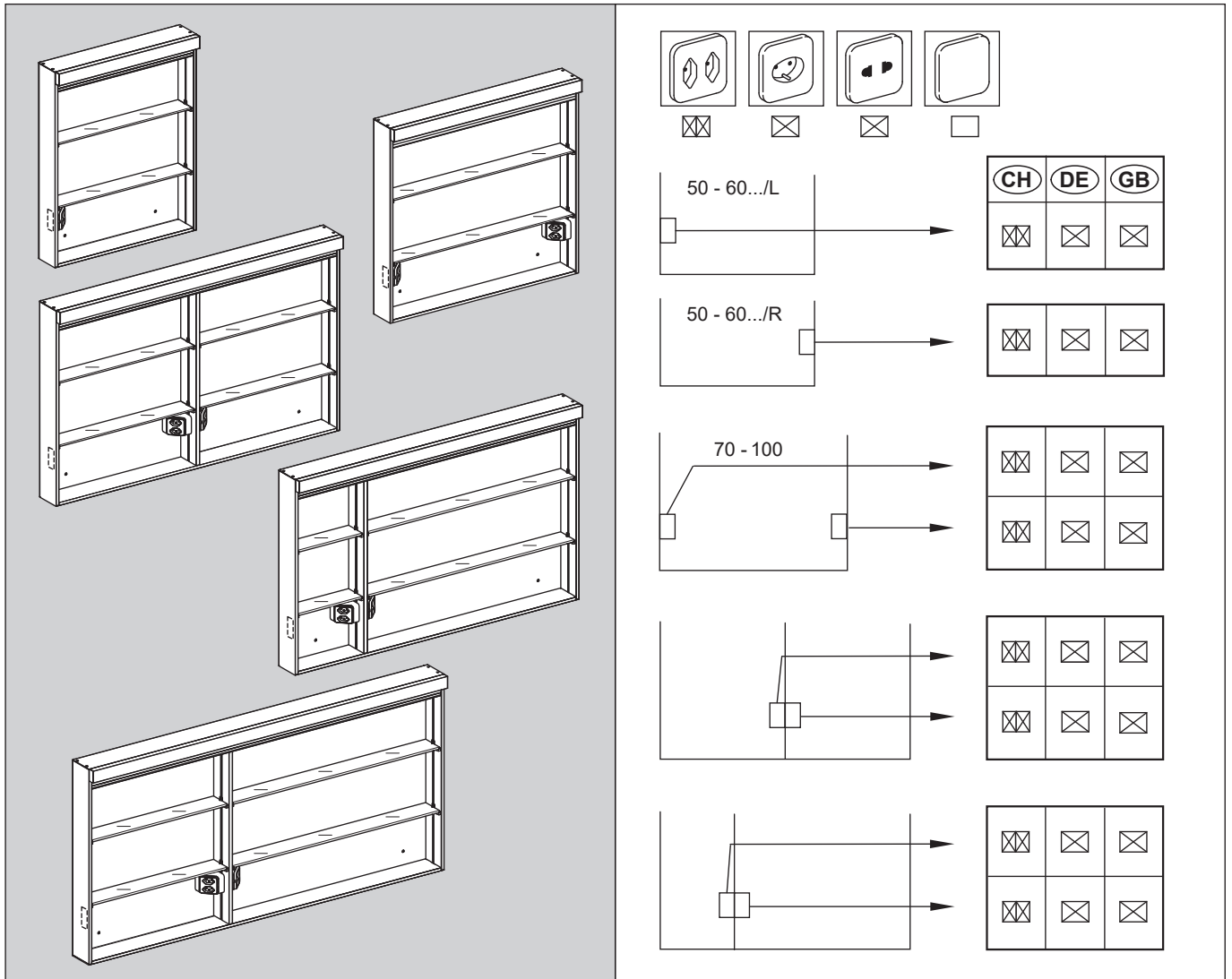
	172.120	172.130	172.140
	LOP 120/2/LED	LOP 130/2/LED	LOP 140/2/LED
	2 x 25W/3220 lm	2 x 28W/3500 lm	2 x 32W/3823 lm
A	119.5	129.5	139.5
B	57.8	62.8	67.8
C	60 (2x)	65 (2x)	70 (2x)
D	8.4 x 57.1 (4x)	8.4 x 62.1 (4x)	8.4 x 67.1 (4x)




	172.101	172.121
	LOP 100/3/LED	LOP 120/3/LED
	2 x 21W/2660 lm	2 x 25W/3220 lm
A	99.5	119.5
B	27.8	27.8
C	67.8	87.8
D	30 (2x) / 40 (1x)	30 (2x) / 60 (1x)
E	8.4 x 27.1 (2x)	8.4 x 27.1 (2x)
F	8.4 x 67.1 (2x)	8.4 x 87.1 (2x)
		



	172.150
	LOP 150/3/LED
	2 x 32W/4060 lm
A	149.5
B	57.8
C	87.8
D	60 (2x) / 30 (1x)
E	8.4 x 57.1 (2x)
F	8.4 x 87.1 (2x)
	



Taster für Funktionen - touches pour fonctions - button for functions



EIN/AUS, ON/OFF, oben, en haut, above

dimmbar, intensité variable, dimmable

EIN/AUS, ON/OFF, unten, en bas, below

Arbeiten an den elektrischen Anlagen dürfen nur von autorisierten Fachleuten nach den örtlichen Vorschriften ausgeführt werden.

Les travaux à l'installation électrique ne doivent être effectués que par des spécialistes autorisés selon les prescriptions locales.

Electric installation work may only be carried out by approved specialists according to the local regulations.



Genauere Angaben über Ausführung und Ausrüstung entnehmen Sie der entsprechenden Preis- und Typenliste. Änderungen vorbehalten.

Veuillez prendre de plus amples information en ce qui concerne l'équipement de notre liste des prix et des modèles correspondante. Sous réserve de modifications.

For further information as equipment details please refer to our corresponding price and model list. Alterations are reserved.